

TABS Boats

 **Tough Aussie Boats**




BUILD STANDARDS


Thank you for taking the time to view or catalogue we strive for perfection and hope you agree! TABS "Tough Aussie Boats" have one goal in mind, to give our customers the highest quality boat that you can get for your money. Not just in the build standard, that goes without saying, but its also in the attention to detail, the quality of our fittings and wiring, the flooring and carpet which are all rigorously tested before they receive the TABS stamp of approval. "That's the TABS way"

3HD

Our 3HD build is built above industry standards.



The pressings in the bottom sheets are what gives a boat its longitudinal strength and directional stability. We choose the "v" pressing due to its inherent strength and we also press each side 5 times. "That's the TABS way"



The stronger the backbone you build in a vessel the better, we choose a 5mm thick T bar extrusion and tie all the ribs into this. It's a one piece full length internal keel to the start of the rake, sure it's more labour intensive than the old one piece rib and keel on the bottom of the boat, but it's a hell of a lot stronger. "That's the TABS way"




The guts of our boats are the internal bulkhead system that is still used by Submariners and the largest modern ships on the ocean today. It's used because it's the strongest way to build lateral strength into a boat. "That's the TABS way"

X-PRESS

Industrial strength for the pro's or professional amateurs Available as an upgrade for vessels under 5.3m and standard on the 5.3m



Want tougher than standard Heavy Duty. X-Press is for the experienced driver who wants a tough hull and total control of the boats attitude. 5083 High tensile 4mm & 5mm Plate, pressed by our 500T multi stage press. If its not 5083 its not plate. "That's the TABS way"



Box section, 3mm closed section rib, and lots of them. This gives you an enormous trim range. This directly influences hull efficiency and gives the driver direct control of the vessels balance point. "That's the TABS way"

10 kg Tongue and groove keel



The TABS exclusive 10Kg keel is the starting point and backbone of each vessel and no-one has a tougher keel extrusion than this. Remember when you upgrade to X-Press its not just the material thickness of the plate sheet, you also get close set box section ribbing, a 10kg keel and 5083 HT plate. "That's the TABS way"

P.H.D

PHD- Plate Hull Design incorporates all the previous attributes and more, almost a full coil of wire goes into our 5.6m hulls.



As you can see in the picture the stringer is reinforced with 4mm keeper plates at each intersection between the 4mm floating floor brace and the stringer. That of course means that its 8mm thick at each of these points, that's BBQ plate thickness at over 50 points on a 5.6m vessel. "That's the TABS way"



North/south 65mm high stringer system made from the same 5083 high tensile parent material as the bottom sheets. These are welded the full length of the stringer, with 3 stringers either side and a 10mm thick 100mm high keel. "That's the TABS way"



The transom area is the work bench of any vessel and we put together one of the toughest transoms available on the market. The pictured transom is only partially built so you can see the amount of transom bracing we put in. All material used is BBQ plate thickness High tensile and built to last. "That's the TABS way"


	BULLSHARK				CRUIZER		RAZERBAK		JUMBO			TERRITORY		TERRITORY PRO					WILDFISHER	
SPECIFICATIONS	400	420	450	450 Pro	4300	4200	4400	4600	4800	5100	5400	4350	4600	4600	4800	5000	5300	5600	6000	4800
Length Overall (m)	4	4.2	4.5	4.7	4.3	4.2	4.4	4.6	4.85	5.1	5.45	4.35	4.6	4.75	4.95	5.15	5.4	5.75	6.1	4.8
Beam (mm)	1850	1850	1850	1850	2050	1800	2050	2200	2250	2300	2350	2100	2200	2200	2200	2250	2300	2400	2450	2300
Freeboard (approx. mm)	480	480	500	500	500	500	500	615	630	660	660	500	630	630	650	680	700	730	750	550
Deadrise	4	4	4	4	9	9	9	15	15	15	16	15	16	15	15	15	15	16	16	12
Material Bottoms (mm)	2.5	3	3	3	3	2.5	3	3	3	4	4	3	3	3	3	3	4	4	4	4
Material Sides (mm)	2.5	2.5	2.5	2.5	2	2.5	2.5	3	3	3	3	3	3	2.5	3	3	3	3	4	3
Transom	L/S	L/S	L/S	L/S	L/S	L/S	L/S	L/S	L/S	L/S	L/S	L/S	L/S	L/S	L/S	L/S	L/S	L/S	X/L	X/L
Max Transom Weight (Kg)	120	120	120	120	120	110	112	120	145	186	194	120	145	120	170	194	229	240	240	240
Min Horsepower (Hp)	25	25	25	25	25	30	30	40	50	50	60	50	50	25	50	60	70	90	115	75
Rec Horsepower (Hp)	25	25	30	30	30	40	40	50	60	60	70	60	60	30	60	70	90	115	140	115
Max Horsepower (Hp)	40	50	60	60	50	40	50	60	75	80	80	60	75	60	75	90	115	150	175	150
Hull Weight (Approx Kg)	226	237	265	385	324	269	300	335	350	370	410	363	384	445	485	515	540	620	735	600
Number of People (up to)	4	4	4	4	4	4	4	4	4	5	5	4	5	5	5	5	5	6	6	5





	MARQUIS					MASTER SERIES					SOUTHERNER				OCEAN SERIES				CENTRE CAB				HARD TOP
SPECIFICATIONS	4800	5000	5300	5600	6000	4600	4800	5000	5300	5600	510	550	580	610	5300	5600	6000	6300	6800	6300	6800	7100	
Length Overall (m)	4.9	5.1	5.4	5.75	6.1	4.7	4.9	5.1	5.4	5.7	5.2	5.6	5.9	6.2	5.45	5.7	6.1	6.4	6.9	6.4	6.9	7.3	
Beam (mm)	2200	2250	2300	2400	2450	2200	2200	2250	2300	2400	2300	2300	2400	2400	2300	2400	2450	2500	2500	2500	2500	2500	
Freeboard (approx. mm)	630	650	680	700	730	630	630	650	680	700	680	680	700	700	680	700	730	750	750	750	750	750	
Deadrise (Deg)	15	15	15	16	16	15	15	15	15	16	15	15	16	16	15	16	16	16	16	16	16	16	
Material Bottoms (mm)	3	3	4	4	4	3	3	3	4	4	3	4	4	4	4	4	4	5	5	5	5	5	
Material Sides (mm)	3	3	3	3	4	3	3	3	3	3	3	3	3	3	3	3	4	4	4	4	4	4	
Transom	L/S	L/S	L/S	X/L	X/L	L/S	L/S	L/S	L/S	X/L	L/S	L/S	X/L	X/L	L/S	X/L	X/L	X/L	X/L	X/L	X/L	X/L	
Max Transom Weight (Kg)	194	194	229	240	240	120	170	194	229	240	172	190	240	240	229	240	240	306	306	306	306	306	
Min Horsepower (Hp)	40	60	70	90	115	40	50	60	70	90	60	70	90	90	70	90	115	140	175	140	175	175	
Rec Horsepower (Hp)	60	70	90	115	140	50	50	70	90	115	70	75	115	130	90	115	140	175	200	175	200	200	
Max Horsepower (Hp)	75	90	115	150	175	60	80	90	115	150	100	115	150	150	115	150	175	200	225	200	225	250	
Hull Weight (Approx Kg)	485	525	565	660	745	425	468	530	560	620	560	600	714	750	600	720	830	945	990	1020	1065	1150	
Number of People (up to)	5	5	5	6	6	5	5	5	5	6	5	5	5	5	5	6	6	7	7	7	7	7	



STANDARD FEATURES	430
Anchor Well	✓
Floor Armour Ply – Chine Height	✓
Fuel Tank Rack	✓
Glovebox	✓
Motorwell Full Width	✓
Painted White Hull w/Stripes	✓
Rails – Bow, Rear & Bow Sprit Alloy	✓
Rod Holders Plastic	2
Seats – Upholstered (Pedestal)	2
Seats – Rear Lounge & Backrest	✓
Side Decks Extruded	✓
Side Pockets (2)	✓
Solid Corners	✓
Sounder – Elite 5 Colour Fish Finder	✓
Steering – Mechanical (Easy Steer)	✓
Transom Step	✓
Transducer Bracket	✓
Windscreen Curved 3 Piece	✓
OPTIONS	430
Bimini	<input type="radio"/>
Paint 2 Tone Upgrade	<input type="radio"/>
Wiring Kit (Nav & Stern Lights, Bilge Pump & Battery Isolation Switch)	<input type="radio"/>






STANDARD FEATURES	4600	4800	5100	5400
Anchor Shelf	✓	✓	✓	✓
Bow Eye Double	✓	✓	✓	✓
Cleat (3)	✓	✓	✓	✓
Floor Armour Ply - Full Carpeted	✓	✓	✓	✓
Fully Welded Gunwale & Side Decks	✓	✓	✓	✓
Plate Hull Design 	○	○	○	✓
Splash Well	✓	✓	✓	✓
Spray Chines - (Wide Full Length)	✓	✓	✓	✓
Transducer Bracket	✓	✓	✓	✓
Under Floor Flotation	✓	✓	✓	✓
X-Press Hull 	○	○	✓	-
OPTIONS	4600	4800	5100	5400
Anchor Well Carpeted	○	○	○	○
Bow Rails (Small Low or Large High)	○	○	○	○
Bow Sprit & Bow Roller (Alloy)	○	○	○	○
Console – Centre w/Steering	○	○	○	○
Console – Mini (Tiller Only)	○	○	○	○
Console – Side w/Screen, Grab Rail & Steering	○	○	○	○
Console - Sports w/Steering	○	○	○	○
Front or Rear Casting Platform	○	○	○	○
Fuel Tank Underfloor w/Sender Unit (L)	80	80	110	110
Hull Upgrade – Plate Hull Design 	○	○	○	Std
Hull Upgrade – X-Press Hull 	○	○	Std	-
Kill Tank Plumbed (Main Floor)	○	○	○	○
Motor Well (Full Height)	○	○	○	○
Paint 2 Tone Upgrade	○	○	○	○
Painted White Hull	○	○	○	○
Seat Positions	○	○	○	○
Seats - Seat & Pole	○	○	○	○
Seats - Seat Box w/Flip Flop Backrest	○	○	○	○
Side Rails	○	○	○	○
Transom Step & Rail	○	○	○	○
Transom Tie Down Lugs (2)	○	○	○	○
Transom - Whale Tail	○	○	○	○
Wiring Kit (Nav & Stern Lights, Bilge Pump & Battery Isolation Switch)	○	○	○	○

Pictures may contain alterations and/or optional extras

For Specifications please see Page 1




STANDARD FEATURES	4000	4200	4500
Anchor Well (Under Front Deck)	✓	✓	✓
Dry Storage Well (Can be used as Live well)	✓	✓	✓
Electric Motor Bracket	✓	✓	✓
Floor - Sub under Casting Platform	✓	✓	✓
Front Casting Platform	✓	✓	✓
Fuel Tank Rack	✓	✓	✓
Handles (Transom)	✓	✓	✓
Large Gunwhale	-	-	✓
Nav Light Bracket	✓	✓	✓
Painted White Hull w/Custom Stripes	✓	✓	✓
Rails - Bow & Side (Short)	✓	✓	✓
Rear Casting Platform	✓	✓	✓
Seats - Upholstered (Pedestal)	2	2	2
Seat Positions	4	4	4
Side Decks Extruded	✓	✓	✓
Side Pocket (1)	✓	✓	✓
Sounder — Elite 5 Colour Fish Finder	✓	✓	✓
OPTIONS	4000	4200	4500
Dry Storage Box Plumbed for Live Well	○	○	○
Paint 2 Tone Upgrade	○	○	○
Side Console — Sports w/Steering	○	○	○
Wiring Kit (Nav & Stern Lights, Bilge Pump & Battery Isolation Switch)	○	○	○





STANDARD FEATURES	4500
Anchor Well (Under Front Deck)	✓
Dry Storage Well (Can be used as Live well)	✓
Electric Motor Bracket	✓
Floor - Sub under Casting Platform	✓
Front Casting Platform	✓
Fuel Tank Rack	✓
Handles (Transom)	✓
Large Gunwhale	✓
Nav Light Bracket	✓
Painted White Hull w/Custom Stripes	✓
Rails - Bow & Side (Short)	✓
Rear Casting Platform	✓
Rod Holders (Plastic)	4
Seats - Upholstered (Pedestal)	2
Seat Positions	4
Side Console — Sports w/Steering	✓
Side Decks Extruded	✓
Side Pocket (1)	✓
Sounder — Elite 7 HDI Combo GPS/Sounder	✓
Whale Tail Transom	✓
Wiring Kit (Nav & Stern Lights, Bilge Pump & Battery Isolation Switch)	✓
OPTIONS	4500
Dry Storage Box Plumbed for Live Well	○
Paint 2 Tone Upgrade	○
Swim Platform & S/S Boarding Ladder	○




Pictures may contain alterations and/or optional extras

For Specifications please see Page 1




STANDARD FEATURES	420	440
Anchor Well	✓	✓
Bow Roller Aluminium	✓	✓
Electric Motor Bowmount	✓	✓
Floor – Sub under Casting Platform	✓	✓
Front Casting Platform	✓	✓
Fuel Tank Rack	✓	✓
Handles – Transom	✓	✓
Painted White Hull w/Stripes	✓	✓
Rails – Bow & Side w/Nav Light Bracket	✓	✓
Rear Casting Platform	✓	✓
Seat Positions	4	4
Seats Upholstered Folding	2	2
Side Decks Extruded	✓	✓
Side Pockets	2	2
Transducer Bracket	✓	✓

OPTIONS	420	440
Console – Mini (Tiller Only)	○	○
Console – Side w/Screen, Grab Rail & Steering	○	○
Paint 2 Tone Upgrade	○	○
Transom Step & Rail	○	○
Wiring Kit (Nav, Stern, Bilge, Battery Box & Isolator Switch)	○	○







Picture shown with optional console




Pictures may contain alterations and/or optional extras

For Specifications please see Page 1

STANDARD FEATURES	4350	4600
Anchor Well Carpeted	✓	✓
Bow Sprit & Bow Roller (Alloy)	✓	✓
Cleat (3)	✓	✓
Console – Mini	✓	✓
Electric Motor Bow Mount	✓	✓
Floor – Armour Ply Fully Carpeted	✓	✓
Front Casting Platform	✓	✓
Fuel Tank Underfloor w/Sender Unit (L)	60	80
Fully Welded Gunwhale & Side Decks	✓	✓
Live Bait Tank (Plumbed) (Rear Cast Deck)	✓	✓
Painted White Hull w/Stripes	✓	✓
Rails – Bow & Side	✓	✓
Rear Casting Deck w/Splashwell	✓	✓
Rod Holders Plastic	4	4
Seat Positions	4	4
Seats - Upholstered	2	2
Side Pocket (Portside – Carpeted)	✓	✓
Sounder – Elite 7 HDI Combo GPS/Sounder	✓	✓
Spray Chines (Wide Full Length)	✓	✓
Transducer Bracket	✓	✓
Wiring Kit (Nav & Stern Lights, Bilge Pump, Isolation Switch & Battery Box)	✓	✓
OPTIONS	4350	4600
Boarding Ladder (Aluminium)	○	○
Console – Side w/Screen, Grab Rail & Steering	○	○
Hull Upgrade – Plate Hull Design 	-	○
Hull Upgrade – X-Press Hull 	○	○
Kill Tank Plumbed (Casting Deck)	○	○
Live Well Tournament Plumbed (Casting Deck)	○	○
Paint 2 Tone Upgrade	○	○
Transom Step & Rail	○	○
Transom Tie Down Lugs (2)	○	○

TERRITORY PRO SIDE CONSOLE



STANDARD FEATURES	4600	4800	5000	5300	5600	6000
Aluminium Bait Table	○	○	○	○	✓	✓
Anchor Well Carpeted (Large)	✓	✓	✓	✓	✓	✓
Bow Sprit & Bow Roller (Alloy)	✓	✓	✓	✓	✓	✓
Cleat (3)	✓	✓	✓	✓	✓	✓
Console Side w/Screen, Grab Rail & Steering	✓	✓	✓	✓	✓	✓
Console Sportz - Centre Mount	✓	✓	✓	✓	✓	✓
Console Sportz - Rear Mount	-	-	-	✓	✓	✓
Electric Motor Bow Mount	✓	✓	✓	✓	✓	✓
Floor Armour Ply - Fully Carpeted	✓	✓	✓	✓	✓	✓
Fuel Tank Underfloor w/Sender Unit (L)	60	80	110	110	150	150
Front Casting Platform w/Built In Eskey	-	701	901	901	901	901
Live Bait Tank Plumbed (Rear Deck)	○	✓	✓	✓	✓	✓
Painted White Hull w/Stripes	✓	✓	✓	✓	✓	✓
Plate Hull Design	○	○	○	○	✓	✓
Rails - Bow (Low) & Side Rails	✓	✓	✓	✓	✓	✓
Rod Holders Plastic (2)	✓	✓	✓	✓	✓	✓
Seat Positions (Side Console)	4	4	4	4	4	4
Seat Positions (Sportz Console)	1	1	1	1	1	1
Seats Upholstered (2) (Side Console)	✓	✓	✓	✓	✓	✓
Seat Upholstered (1) (Sportz Console)	✓	✓	✓	✓	✓	✓
Side Pocket (1)	✓	✓	✓	✓	✓	✓
Sounder - Elite 5 Fish Finder Colour Fish Finder	✓	-	-	-	-	-
Sounder - Elite 7 HDI Combo GPS/Sounder	○	✓	✓	✓	✓	✓
Spray Chines (Wide Full Length)	✓	✓	✓	✓	✓	✓
Steering Kit	✓	✓	✓	NFB	NFB	NFB
Transducer Bracket	✓	✓	✓	✓	✓	✓
VHF Radio	○	○	✓	✓	✓	✓
Wiring Kit (Nav & Stern Lights, Bilge Pump, Isolation Switch, Switch Panel & Battery Box)	✓	✓	✓	✓	✓	✓
X-Press Hull	○	○	○	✓	-	-

OPTIONS	4600	4800	5000	5300	5600	6000
Aluminium Bait Table	○	○	○	○	Std	Std
Auxiliary Motor Transom Ext	○	○	○	○	○	○
Boarding Ladder (Aluminium)	○	○	○	○	○	○
Floor - Armour Ply Self Draining	-	○	○	○	○	○
Hull Upgrade - Plate Hull Design	○	○	○	○	Std	Std
Hull Upgrade - X-Press Hull	○	○	○	Std	-	-
Kill Tank Plumbed (Main Floor)	-	○	○	○	○	○
Lights - LED (Strip Lights)	○	○	○	○	○	○
Live Bait Tank Plumbed (Rear Deck)	○	Std	Std	Std	Std	Std
Livewell Plumbed Front Casting Deck	-	○	○	○	○	○
Paint 2 Tone Upgrade	○	○	○	○	○	○
Rod Holders Aluminium Weld In	○	○	○	○	○	○
Swim Platform & S/S Boarding Ladder	○	○	○	○	○	○
Transom Door	-	-	○	○	○	○
Transom Tie Down Lugs (2)	○	○	○	○	○	○
VHF Radio	○	○	Std	Std	Std	Std

For Specifications please see Page 1

Pictures may contain alterations and/or optional extras

TERRITORY PRO CENTRE CONSOLE






STANDARD FEATURES	5000	5300	5600	6000	6300
Aluminium Bait Table	○	○	✓	✓	✓
Anchor Well Carpeted (Large)	✓	✓	✓	✓	✓
Bow Sprit & Bow Roller Alloy	✓	✓	✓	✓	✓
Console - Centre Folding	600	600	900	900	900
Cleat (3)	✓	✓	✓	✓	✓
Floor Armour Ply - Fully Carpeted	✓	✓	✓	✓	✓
Front Casting Platform w/Built In Eskey	901	901	901	901	901
Live Bait Tank Plumbed (Rear Deck)	✓	✓	✓	✓	✓
Fuel Tank Underfloor w/Sender Unit (L)	80	110	150	150	270
Painted White Hull w/Stripes	✓	✓	✓	✓	✓
Plate Hull Design	○	○	✓	✓	✓
Rails - Bow (High) & Side	✓	✓	✓	✓	✓
Rod Holders Plastic (4)	✓	✓	✓	✓	✓
Seats - Seat Box w/Flip Flop Backrest	✓	✓	✓	✓	✓
Side Pockets (2)	✓	✓	✓	✓	✓
Sounder - Elite 7 HDI Combo GPS/Sounder	✓	✓	✓	✓	✓
Spray Chines (Wide Full Length)	✓	✓	✓	✓	✓
Steering Kit	✓	✓	✓	✓	✓
Transducer Bracket	✓	✓	✓	✓	✓
Wiring Kit (Nav & Stern Lights, Bilge Pump, Isolation Switch & Battery Box)	✓	✓	✓	✓	✓
VHF Radio	✓	✓	✓	✓	✓
Spray Chines (Wide Full Length)	✓	✓	✓	✓	✓
Steering Kit	✓	NFB	NFB	NFB	NFB
Transducer Bracket	✓	✓	✓	✓	✓
VHF Radio	✓	✓	✓	✓	✓
Wiring Kit (Nav & Stern Lights, Bilge Pump, Isolation Switch, Switch Panel & Battery Box)	✓	✓	✓	✓	✓
X-Press Hull	○	✓	-	-	-
OPTIONS	5000	5300	5600	6000	6300
Aluminium Bait Table	○	○	Std	Std	Std
Auxiliary Motor Transom Ext	○	○	○	○	○
Boarding Ladder (Aluminium)	○	○	○	○	○
Electric Motor Bow Mount	○	○	○	○	○
Floor - Armour Ply Self Draining	○	○	○	○	○
Hull Upgrade - Plate Hull Design	○	○	Std	Std	Std
Hull Upgrade - X-Press Hull	○	Std	-	-	-
Kill Tank Plumbed (Main Floor)	○	○	○	○	○
Lights - LED (Strip Lights)	○	○	○	○	○
Livewell Plumbed Front Casting Deck	○	○	○	○	○
Paint 2 Tone Upgrade	○	○	○	○	○
Rod Holders Aluminium Weld In	○	○	○	○	○
Swim Platform & S/S Boarding Ladder	○	○	○	○	○
Transom Door	○	○	○	○	○
Transom Tie Down Lugs (2)	○	○	○	○	○

MARQUIS BOWRIDER 4800/5000





STANDARD FEATURES	4800	5000
Anchor Well Carpeted	✓	✓
Bow Sprit & Bow Roller (Alloy)	✓	✓
Cleat (3)	✓	✓
Floor – Armour Ply Fully Carpeted	✓	✓
Fuel Tank Underfloor w/Sender Unit (L)	80	80
Fully Welded Gunwhale & Side Decks	✓	✓
Painted White Hull w/Stripes	✓	✓
Rails – Bow (Low Easy Boarding & Side)	✓	✓
Rod Holders Plastic	2	2
Seats – Upholstered	2	2
Seats – Bow Backrest & Cushions	✓	✓
Seats – Rear Folding Lounge & Backrest	✓	✓
Side Pockets (2) (Carpeted)	✓	✓
Sounder – Elite 5 Colour Fish Finder	✓	✓
Spray Chines (Full Length)	✓	✓
Steering Kit	✓	✓
Swim Platform & S/S Boarding Ladder	○	✓
Transducer Bracket	✓	✓
Windscreen Curved 3 Piece	✓	✓
Wiring Kit (Nav & Stern Lights, Bilge Pump, isolation Switch & Battery Box)	✓	✓


OPTIONS	4800	5000
Aluminium Bait Table	○	○
Auxilliary Motor Transom Ext	○	○
Bimini	○	○
Boarding Ladder (Aluminium)	○	○
Deck Wash w/Freshwater Tank & Shower	○	○
Hull Upgrade – Plate Hull Design 	-	○
Hull Upgrade – X-Press Hull 	○	○
Live Bait Tank (Plumbed) (Rear Deck)	○	○
Paint 2 Tone Upgrade	○	○
Swim Platform & S/S Boarding Ladder	○	Std
Transom Door (N/A with LBT on 4800)	○	○
Transom Tie Down Lugs (2)	○	○



MARQUIS BOWRIDER 5300/6000







STANDARD FEATURES	5300	5600	6000
Anchor Well Carpeted	✓	✓	✓
Bow Sprit & Bow Roller (Alloy)	✓	✓	✓
Cleat (3)	✓	✓	✓
Floor – Armour Ply Fully Carpeted	✓	✓	✓
Fuel Tank Underfloor w/Sender Unit (L)	110	110	150
Fully Welded Gunwhale & Side Decks	✓	✓	✓
Painted White Hull w/Stripes	✓	✓	✓
Plate Hull Design 	○	✓	✓
Rails – Bow (Low Easy Boarding & Side)	✓	✓	✓
Rod Holders Plastic	2	2	2
Seats – Deluxe	2	2	2
Seats – Bow Backrest & Cushions	✓	✓	✓
Seats – Rear Folding Lounge & Backrest	✓	✓	✓
Side Pockets (2) (Carpeted)	✓	✓	✓
Sounder – Elite 5 Colour Fish Finder	✓	✓	✓
Spray Chines (Full Length)	✓	✓	✓
Steering Kit	NFB	NFB	NFB
Swim Platform & S/S Boarding Ladder	✓	✓	✓
Transducer Bracket	✓	✓	✓
Transom Door	✓	✓	✓
Windscreen Curved 3 Piece	✓	✓	✓
Wiring Kit (Nav & Stern Lights, Bilge Pump, isolation Switch & Battery Box)	✓	✓	✓
X-Press Hull 	✓	-	-

OPTIONS	5300	5600	6000
Aluminium Bait Table	○	○	○
Auxiliary Motor Transom Ext	○	○	○
Bimini	○	○	○
Boarding Ladder (Aluminium)	○	○	○
Deck Wash w/Freshwater Tank & Shower	○	○	○
Hull Upgrade – Plate Hull Design 	○	Std	Std
Live Bait Tank (Plumbed) (Rear Deck)	○	○	○
Paint 2 Tone Upgrade	○	○	○
Transom Tie Down Lugs (2)	○	○	○

MASTER SERIES 4600/5600





STANDARD FEATURES	4600	4800	5000	5300	5600
Anchor Well Carpeted	✓	✓	✓	✓	✓
Bow Sprit & Bow Roller (Alloy)	✓	✓	✓	✓	✓
Cleat (3)	✓	✓	✓	✓	✓
Floor Armour Ply – Fully Carpeted	✓	✓	✓	✓	✓
Fuel Tank Underfloor w/Sender Unit (L)	60	80	80	110	150
Fully Welded Gunwhale & Side Decks	✓	✓	✓	✓	✓
Painted White Hull w/Stripes	✓	✓	✓	✓	✓
Passenger Fibreglass Dash w/Glovebox	✓	✓	✓	✓	✓
Plate Hull Design 	-	○	○	○	✓
Rails - Bow & Side	✓	✓	✓	✓	✓
Rod Holders Plastic	2	2	2	2	2
Seats Upholstered	2	2	2	2	2
Seats – Rear Folding Lounge & Backrest	✓	✓	✓	✓	✓
Side Pockets (2) (Carpeted)	✓	✓	✓	✓	✓
Sounder – Elite 5 Colour Fish Finder	✓	✓	✓	✓	✓
Spray Chines (Full Length)	✓	✓	✓	✓	✓
Steering Kit	✓	✓	✓	NFB	NFB
Storage Hatches under Front Deck	✓	✓	✓	✓	✓
Transducer Bracket	✓	✓	✓	✓	✓
Walk Thru Dash	✓	✓	✓	✓	✓
Windscreen – Curved 3 Piece	✓	✓	✓	✓	✓
Wiring Kit (Nav & Stern Lights, Bilge Pump, Isolation Switch & Battery Box)	✓	✓	✓	✓	✓
X-Press Hull 	○	○	○	✓	-

OPTIONS	4600	4800	5000	5300	5600
Aluminium Bait Table	○	○	○	○	○
Auxiliary Motor Transom Ext	○	○	○	○	○
Bimini	○	○	○	○	○
Boarding Ladder (Aluminium)	○	○	○	○	○
Hull Upgrade – Plate Hull Design 	-	○	○	○	Std
Hull Upgrade – X-Press Hull 	○	○	○	Std	-
Kill Tank Plumbed/Removable Main Floor	○	○	○	○	○
Live Bait Tank Plumbed (Rear Deck)	-	○	○	○	○
Paint 2 Tone Upgrade	○	○	○	○	○
Seats – Side Lounge & Backrest	-	-	○	○	○
Swim Platform & S/S Boarding Ladder	○	○	○	○	○
Transom Door	-	○	○	○	○
Transom Tie Down Lugs (2)	○	○	○	○	○





STANDARD FEATURES	510	550	580	610
Aluminium Bait Table	✓	✓	✓	✓
Anchor Well Carpeted	✓	✓	✓	✓
Bimini w/5 Rod Holders	✓	✓	✓	✓
Bow Sprit & Bow Roller (Alloy)	✓	✓	✓	✓
Cleat (3)	✓	✓	✓	✓
Floor Armour Ply – Fully Carpeted	✓	✓	✓	✓
Fuel Tank Underfloor w/Sender Unit (L)	110	110	150	150
Painted White Hull w/Stripes	✓	✓	✓	✓
Rails - Bow & Side	✓	✓	✓	✓
Rod Holders Plastic (4)	✓	✓	✓	✓
Seats Upholstered (2)	✓	✓	✓	✓
Side Pockets (2)	✓	✓	✓	✓
Sounder – Elite 7 HDI Combo GPS/Sounder	✓	✓	✓	✓
Spray Chines (Full Length)	✓	✓	✓	✓
Steering Kit	NFB	NFB	NFB	NFB
Transducer Bracket	✓	✓	✓	✓
VHF Radio	✓	✓	✓	✓
Windscreen – Curved 1 Piece	✓	✓	✓	✓
Wiring Kit (Nav & Stern Lights, Bilge Pump, Isolation Switch & Battery Box)	✓	✓	✓	✓
X-Press Hull 	○	✓	✓	✓
OPTIONS	510	550	580	610
Boarding Ladder (Aluminium)	○	○	○	○
Cabin Cushions	○	○	○	○
Hull Upgrade – X-Press Hull 	○	-	-	-
Live Bait Tank Plumbed (Rear Deck)	○	○	○	○
Paint 2 Tone Upgrade	○	○	○	○
Seats – Rear Folding Lounge & Backrest	○	○	○	○
Seats – Side Lounge & Backrest	○	○	○	○
Swim Platform & S/S Boarding Ladder	○	○	○	○
Transom Door	-	-	○	○
Transom Tie Down Lugs (2)	○	○	○	○






Optional Rear Lounge



OCEAN SERIES 5300/6000




STANDARD FEATURES	5300	5600	6000
Anchor Well Carpeted	✓	✓	✓
Bow Sprit & Bow Roller (Alloy)	✓	✓	✓
Cabin – Lined	✓	✓	✓
Cleat (3)	✓	✓	✓
Floor Armour Ply – Fully Carpeted	✓	✓	✓
Fuel Tank Underfloor w/Sender Unit (L)	110	150	150
Fully Welded Gunwhale & Side Decks	✓	✓	✓
Painted White Hull w/Stripes	✓	✓	✓
Plate Hull Design 	○	✓	✓
Rails - Bow (High) & Side	✓	✓	✓
Rod Holders Plastic (4)	✓	✓	✓
Seats – Cabin Cushions (Fabric)	✓	✓	✓
Seats - Upholstered (2)	✓	✓	✓
Seats – Seat Box Cushions	-	-	✓
Seats – Rear Folding Lounge & Backrest	✓	✓	✓
Side Pockets (2) Carpeted	✓	✓	✓
Sounder – Elite 7 HDI Combo GPS/Sounder	✓	✓	✓
Spray Chines (Full Length)	✓	✓	✓
Steering Kit	NFB	NFB	NFB
Swim Platform & S/S Boarding Ladder	○	✓	✓
Transducer Bracket	✓	✓	✓
Transom Door	○	✓	✓
VHF Radio	✓	✓	✓
Windscreen – Curved 3 Piece	✓	✓	✓
Wiring Kit (Nav & Stern Lights, Bilge Pump, Isolation Switch & Battery Box)	✓	✓	✓
X-Press Hull 	✓	-	-
OPTIONS	5300	5600	6000
Aluminium Bait Table	○	○	○
Auxiliary Motor Transom Ext	○	○	○
Battery Compartment Enclosed (2 Hatches)	○	○	○
Boarding Ladder (Aluminium)	○	○	○
Deck Wash (Saltwater)	○	○	○
Floor – Upgrade to Self Draining Armour Ply	○	○	○
Freshwater Shower	○	○	○
Hull Upgrade – Plate Hull Design 	○	Std	Std
Interior LED Lights – Cockpit & Cabin	○	○	○
Kill Tank Plumbed or Removable	○	○	○
Live Bait Tank Plumbed (Rear Deck)	○	○	○
Paint 2 Tone Upgrade	○	○	○
Rocket Launcher Aluminium	○	○	○
Rod Holders Aluminium (Weld In)	○	○	○
Seats – Bunk Infill w/Cushion (Fabric)	○	○	○
Seats – Side Lounge & Backrest	○	○	○
Swim Platform & S/S Boarding Ladder	○	Std	Std
Transom Door	○	Std	Std
Transom Tie Down Lugs (2)	○	○	○

Pictures may contain alterations and/or optional extras

OCEAN SERIES 6300/6800



STANDARD FEATURES	6300	6800
Anchor Well Carpeted	✓	✓
Bow Sprit & Bow Roller (Alloy)	✓	✓
Battery Compartment Enclosed (2 Hatches)	0	✓
Cabin — Lined	✓	✓
Cleat (3)	✓	✓
Floor Armour Ply — Fully Carpeted	✓	✓
Fuel Tank Underfloor w/Sender Unit (L)	270	270
Fully Welded Gunwhale & Side Decks	✓	✓
Marine Stereo w/iPod Dock & Speakers	✓	✓
Painted White Hull w/Stripes	✓	✓
Plate Hull Design 	✓	✓
Rails - Bow (High) & Side	✓	✓
Rod Holders Plastic (4)	✓	✓
Seats — Cabin Cushions (Fabric)	✓	✓
Seats - Upholstered (2)	✓	✓
Seats — Seat Box Cushions	✓	✓
Seats — Rear Folding Lounge & Backrest	✓	✓
Side Pockets (2) Carpeted	✓	✓
Sounder — Elite 7 HDI Combo GPS/Sounder	✓	✓
Spray Chines (Full Length)	✓	✓
Steering Kit	✓	✓
Swim Platform & S/S Boarding Ladder	✓	✓
Transducer Bracket	✓	✓
Transom Door	✓	✓
VHF Radio	✓	✓
Windscreen — Curved 3 Piece	✓	✓
Wiring Kit (Nav & Stern Lights, Bilge Pump, Isolation Switch & Battery Box)	✓	✓
OPTIONS	6300	6800
Aluminium Bait Table	○	○
Auxiliary Motor Transom Ext	○	○
Battery Compartment Enclosed (2 Hatches)	○	Std
Deck Wash Saltwater	○	○
Floor — Upgrade to Self Draining Armour Ply	○	○
Freshwater Shower	○	○
Interior LED Lights — Cockpit & Cabin	○	○
Kill Tank Plumbed or Removable	○	○
Live Bait Tank Plumbed (Rear Deck)	○	○
Paint 2 Tone Upgrade	○	○
Rocket Launcher Aluminium	○	○
Rod Holders Aluminium (Weld In)	○	○
Seats — Bunk Infill w/Cushion (Fabric)	○	○
Seats — Side Lounge & Backrest	○	○
Transom Tie Down Lugs (2)	○	○

CENTRE CAB 6300/6800



STANDARD FEATURES	6300	6800
Anchor Well Carpeted	✓	✓
Battery Compartment Enclosed (2 Hatches)	✓	✓
Bow Sprit & Bow Roller (Alloy)	✓	✓
Cabin Bunks (5' Approx)	✓	✓
Cabin – Lined	✓	✓
Cleat (3)	✓	✓
Floor – Aluminium Self Draining Carpeted	✓	✓
Fuel Tank Underfloor w/Sender Unit (L)	270	270
Fully Welded Gunwhale & Side Decks	✓	✓
Kill Tank Plumbed Main Floor	✓	✓
Live Bait Tank Plumbed (Rear Deck)	✓	✓
Painted White Hull w/Stripes	✓	✓
Plate Hull Design 	✓	✓
Rails - Bow (High) & Side	✓	✓
Rocket Launcher (Aluminium)	✓	✓
Rod Holders Aluminium Weld In (4)	✓	✓
Seats - Upholstered (2)	✓	✓
Seats – Seat Box Cushions	✓	✓
Side Pockets (2) Carpeted	✓	✓
Sounder – HDS7 Gen2 Combo GPS/Sounder	✓	✓
Spray Chines (Full Length)	✓	✓
Steering Kit (Hydraulic)	✓	✓
Swim Platform & S/S Boarding Ladder	✓	✓
Transducer Bracket	✓	✓
Transom Door	✓	✓
Transom Tie Down Lugs (2)	✓	✓
VHF Radio	✓	✓
Windscreen – Curved 2 Piece	✓	✓
Wiring Kit (Nav & Stern Lights, 6 Gang Switch Panel, Bilge Pump, Isolation Switch & Battery Box)	✓	✓
OPTIONS	6300	6800
Aluminium Bait Table	○	○
Auxiliary Motor Transom Ext	○	○
Boarding Ladder (Aluminium)	○	○
Deck Wash (Saltwater)	○	○
Freshwater Shower	○	○
Paint 2 Tone Upgrade	○	○
Seats – Bunk Infill w/Cushion	○	○
Seats – Cabin Cushions	○	○
Seats – Rear Folding Lounge & Backrest	○	○




Pictures may contain alterations and/or optional extras


For Specifications please see Page 1


STANDARD FEATURES	7100
Aluminium Bait Table	✓
Anchor Well Carpeted	✓
Battery Compartment Enclosed (2 Hatches)	✓
Bow Sprit & Bow Roller (Alloy)	✓
Cabin Lined	✓
Cleat (3)	✓
Floor – Self Draining Armour Ply Carpeted	✓
Fuel Tank Underfloor w/Sender Unit (L)	270
Fully Welded Gunwhale & Side Decks	✓
Kill Tank Plumbed Main Floor	✓
Live Bait Tank Plumbed (Rear Deck)	✓
Marine Stereo w/iPad Dock & Speakers	✓
Painted White Hull w/Stripes	✓
Plate Hull Design 	✓
Porta Potti	✓
Rails - Bow (High) & Side	✓
Rocket Launcher on Cabin	✓
Rod Holders Aluminium Weld In (4)	✓
Seats – Cabin Cushions (Fabric)	✓
Seats - Upholstered (2)	✓
Seats – Rear Folding Lounge & Backrest	✓
Seats – Seat Box Cushions	✓
Side Pockets (2) Carpeted	✓
Sounder – HD57 Gen2 Combo GPS/Sounder	✓
Spray Chines (Full Length)	✓
Swim Platform (Portside)	✓
Swim Platform & S/S Boarding Ladder	✓
Steering Kit (Hydraulic)	✓
Transducer Bracket	✓
Transom Door	✓
Transom Tie Down Lugs (2)	✓
VHF Radio	✓
Windscreen – Curved 3 Piece	✓
Wiring Kit (Nav & Stern Lights, 6 Gang Switch Panel, Bilge Pump, Isolation Switch & Battery Box)	✓
OPTIONS	7100
Auxiliary Motor Transom Ext	○
Deck Wash (Saltwater)	○
Floor – Upgrade to Aluminium Self Draining	○
Freshwater Shower	○
Interior LED Lights – Cockpit & Cabin	○
Live Bait Tank Plumbed (Rear Deck)	○
Paint 2 Tone Upgrade	○
Seats – Bunk Infill w/Cushion	○
Seats – Upgrade to Helmsman Deluxe	○
Seats – Padded Side Coamings	○
Seats – Side Lounge & Backrest	○



STANDARD FEATURES	4800
Console – Side (No Steering)	✓
Electric Motor Bow Mount	✓
Floor – Armour Ply Fully Carpeted	✓
Floor – Full Sub Floors Throughout	✓
Front Casting Platform (Extended Full Height)	✓
Fuel Tank Underfloor w/Sender Unit (L)	110
Fully Welded Gunwhale & Side Decks	✓
Live Well Tournament Plumbed	✓
Painted White Hull w/Stripes	✓
Plate Hull Design 	✓
Rear Casting Platform (Extended Full Height)	✓
Rod Holders Plastic	4
Rod Locker 7"	✓
Seat Positions	2
Seats - Upholstered	2
Side Pockets (2) Carpeted	✓
Spray Chines (Full Length)	✓
Transducer Bracket	✓
Wiring Kit (Nav & Stern Lights, 4 Gang Switch	✓
Panel, Bilge Pump, Isolation Switch & Battery Box)	✓

OPTIONS	4800
Boarding Ladder (Aluminium)	○
Built in Esky (In lieu of Live Well)	○
Cleat Pop Up S/S	○
Cleat Plastic Small	○
Fibreglass Console & Lounge	○
Paint 2 Tone Upgrade	○
Remove Rear Casting Platform	○
Steering Kit (NFB or Hydraulic)	○
Swim Platform & S/S Boarding Ladder	○
Transom Tie Down Lugs	○





 N61 Black	 N65 Graphite Grey	 N54 Basalt	 N33 Lightbox Grey	 N24 Silver Grey
 N15 Homebush Grey	 X14 Mandarin	 Y26 Homebush Yellow	 R15 Crimson	 R14 Waratah
 R22 Homebush Red	 B62 Midnight Blue	 B13 Navy Blue	 B61 Coral Sea	 B22 Homebush Blue
 B14 Sapphire	 T14 Malachite	 Y61 Black Olive	 G61 Dark Green	 G11 Bottle Green

Helmman Deluxe Seats




Bunk Infill w/Cushion



Enlosed Rear Battery Compartment



Swim Platform & S/S Boarding Ladder



Self Draining Scupper



Live Bait Tank Plumbed



N/A on all 4800 Models w/Transom Door

Aluminium Bait Table



Aluminium Boarding Ladder



Aluminium Rocket Launcher Top Folding



Aluminium Welded In Rod Holders



Transom Step & Rail



Kill Tank Plumbed/Removable



MODELS

- Bullshark 4000/4500
- Cruiser 430
- Marquis Bowrider 4800/6000
- Master Series 4600/5600
- Territory Pro 4600

INCLUDED FOR FREE in the above models is a:-
Elite 5HD Sounder RRP \$899



- New 70% larger Elite widescreen display
- View up to three panels of sonar, chart and DownScan Imaging™ at once
- Review sonar history with TrackBack™ feature and save waypoints on key hotspots
- DownScan Overlay™ provides the most revealing view possible to distinguish fish from structure

Australia wide Gold Card included

MODELS

- Bullshark Pro 4500
- Ocean Series 5300/6800
- Southener 510/610
- Territory 4350/4600
- Territory Pro 4800/6300

INCLUDED FOR FREE in the above models is a:-
Elite7 HDI Sounder RRP \$1399




- New 70% larger Elite widescreen display
- View up to three panels of sonar, chart and DownScan Imaging™ at once
- Review sonar history with TrackBack™ feature and save waypoints on key hotspots
- DownScan Overlay™ provides the most revealing view possible to distinguish fish from structure

Australia wide Gold Card included

MODELS

- Centre Cab 6300/6800
- Hard Top 7100

INCLUDED FOR FREE in the above models is a:-
HDS7 Gen2 Sounder RRP \$1499



- Lightning-fast operation
- Realtime StructureMap™ capability
- Built-in, award-winning Broadband Sounder™
- NMEA 2000® and high-speed Ethernet networking options
- Super-accurate, internal GPS antenna
- High-bright, sunlight-viewable display with LED backlighting.
- TrackBack™ feature to review sonar history and save waypoints on key locations

MODELS

- Centre Cab 6300/6800
- Hard Top 7100
- Ocean Series 5300/6800
- Southener 510/610
- Territory Pro 5000/6300

INCLUDED FOR FREE in the above models is a:-
Link5 VHF Radio



- Lightning-fast operation
- Realtime StructureMap™ capability
- Built-in, award-winning Broadband Sounder™
- NMEA 2000® and high-speed Ethernet networking options
- Super-accurate, internal GPS antenna
- High-bright, sunlight-viewable display with LED backlighting.
- TrackBack™ feature to review sonar history and save waypoints on key locations

MODELS

- Hard Top 7100

INCLUDED FOR FREE in the above models is a:-
Marine Stereo w/iPod Dock & Speakers



- The MS-RA50 system includes a pair of True Marine 4" speakers and an iPod/iPhone Docking Station
- The unit is an AM/FM radio with full iPod/iPhone integration
- Your iPod or iPhone will be kept charged throughout the day while being protected in its own waterproof docking station

LOWRANCE®

www.lowrance.com.au

FUSION®



TABSBoats

 **Tough Aussie Boats**

ABN: 68 158 499 337

9 Hovey Road, Yatala QLD 4207 * PO Box 708, Ormeau QLD 4208

P: 07 5594 6333 F: 07 3287 4501

www.tabsboats.com.au sales@tabsboats.com.au

YOUR AUTHORISED DEALER IS:



A very special thanks for taking the time to consider our product, please take the time to read our warranty below which sets out our obligations and your obligations to ensure everyone is treated fairly in the unlikely event of a warranty.

It is a warranty condition that on purchasing a TABS boat, you view our "How to take care of your vessel" available on our website www.tabsboats.com.au.

TABS Boats offer a four (4) year limited Warranty on our Plate Hull Design (PHD) boats only.

- All non plate hulls this includes all 3mm, 2.5mm, 2.0mm and 1.6mm bottoms carry a standard two (2) year Limited Warranty.
- The boat must not have been altered or operated outside the limits of its design.
- The boat must not have been damaged by neglect, accident, improper use or for competitive reasons.
- The Limited Warranty covers the structural integrity of the hull including all structural beams, stringers and welding. It also includes all aluminium fixtures eg: consoles (providing they have not been altered or added on to).
- The rest of the hull including all wiring, hardware and bolt on items including upholstery as supplied by TABS Boats will be covered for a period of twelve (12) months from the date of the original sale. (This does not extend to dealership supplied options)
- Paint is warranted for a period of twelve (12) months against defective paint or application only. This does not cover damage, wear and tear, salt creep, oxidization and deterioration cause by petrol or dissimilar metals. We advise fresh water only is to be used to wash your boat and a regular maintenance program to reseal all paint penetrations.
- Wooden floors are a natural product and some movement and flexing will be experienced. Warping is not covered under warranty. The floors structural integrity is warranted for a period of twelve (12) months.
- Any work agreed to be repaired by TABS Boats will be done ex factory and any freighting costs to and from the factory will be at the owners expense.

Disclaimer: As TABS Boats continues to make improvements to our products, we reserve the right to modify or change any details that are contained herein. All specifications quoted in the brochure are approximate and subject to change. Hull colours shown are for illustration purposes and may vary slightly to actual paint colours. Please note that photos in this brochure may show accessories and/or options that are additional to standard models.

Please refer to the Standard Features and Options Pages. For further information on the TABS Boats model range please contact your authorized dealer.